

## Product datasheet

**OSRAM****OT 100/120...277/700 P5**

OPTOTRONIC Outdoor | Constant current LED drivers



## Areas of application

- Street and urban lighting
- Industry
- Suitable for luminaires of protection class I

## Product family benefits

- High surge protection: up to 6 kV (L-N) / 6 kV (L/N-PE)
- High efficiency
- Great flexibility due to wide operating temperature range of -40...50 °C or 55 °C
- IP rating: IP65

## Product family features

- Available with different wattage: 50 W, 100 W, 180 W, 250 W
- Input voltage: 120...277 V
- Output current: 700 mA
- Overtemperature protection



## Technical data

### Electrical data

Nominal voltage	120...277 V
Input voltage AC	108...305 V <sup>1)</sup>
Nominal current	0.49 A <sup>2)</sup>
Mains frequency	50...60 Hz
Power factor $\lambda$	0.95/0.90 <sup>3)</sup>
Total harmonic distortion	10 % <sup>4)</sup>
Device power loss	12 W <sup>5)</sup>
Inrush current	100 A <sup>6)</sup>
Max. ECG no. on circuit breaker 10 A (B)	4 <sup>7)</sup>
Max. ECG no. on circuit breaker 16 A (B)	7 <sup>7)</sup>
Max. ECG no. on circuit breaker 25 A (B)	12 <sup>7)</sup>
Surge capability (L/N-Ground)	6 kV
Surge capability (L-N)	6 kV <sup>8)</sup>
Nominal output power	100 W <sup>9)</sup>
ECG efficiency	90 % <sup>10)</sup>
Nominal output voltage	55...152 V
U-OUT (working voltage)	220 V
Nominal output current	700 mA <sup>11)</sup>
Output current tolerance	±5 %
Galvanic isolation	double/reinforced

<sup>1)</sup> Permitted voltage range

<sup>2)</sup> At 230 V/1.00 A for 120 V<sub>AC</sub>

<sup>3)</sup> Minimum/Full load at 230 V/Half load at 230 V

<sup>4)</sup> Max. output power at 230 V<sub>AC</sub>

<sup>5)</sup> Maximum / At 230 V<sub>AC</sub>

<sup>6)</sup>  $t_{width} = 200 \mu s$  (measured at 50 %  $I_{peak}$ )

<sup>7)</sup> Type B

<sup>8)</sup> @ 2 Ohm, acc. to EN61547

<sup>9)</sup> Partial Load 39...100 W

<sup>10)</sup> At full load and 230 V

<sup>11)</sup> ±5%

## Dimensions & weight



<b>Length</b>	168.0 mm
<b>Width</b>	60.0 mm
<b>Height</b>	39.0 mm
<b>Mounting hole spacing, length</b>	152.0 mm
<b>Product weight</b>	665.00 g
<b>Cable cross-section, input side</b>	0.5 mm <sup>2</sup>
<b>Cable cross-section, output side</b>	0.5 mm <sup>2</sup>
<b>Wire preparation length, input side</b>	10 mm
<b>Cable/wire length, output side</b>	280 mm <sup>1)</sup>
<b>Cable/wire length, input side</b>	280 mm <sup>1)</sup>
<b>Cable/wire length, control input</b>	-

<sup>1)</sup> ± 30 mm

## Temperatures & operating conditions

<b>Ambient temperature range</b>	-40...+55 °C
<b>Temperature range at storage</b>	-25...80 °C
<b>Maximum temperature at tc test point</b>	85 °C <sup>1)</sup>
<b>Max.housing temperature in case of fault</b>	120 °C

<sup>1)</sup> Maximum at the Tc-point

## Lifespan

<b>ECG lifetime</b>	80000 h <sup>1)</sup>
---------------------	-----------------------

<sup>1)</sup> At T<sub>case</sub> = 75 °C at T<sub>c</sub> point / 10% failure rate

## Expected Lifetime

Product name				
OT 100/120...277/700 P5	ECG ambient temperature [ta]	55	50	45
	Temperature at tc-point [°C]	85	80	75
	Lifetime [h]	50000 <sup>1)</sup>	65000 <sup>1)</sup>	80000 <sup>1)</sup>

<sup>1)</sup> Max. 10% failure rate at tc max and input voltage 230 V<sub>AC</sub>

## Capabilities

Dimmable	No
Suitable for fixtures with prot. class	I
NTC input	No
Number of channels	1

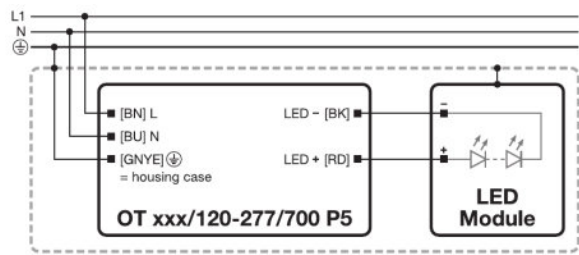
## Certificates & standards

Type of protection	IP65
Standards	Acc. to IEC 61347-1/Acc. to IEC 61347-2-13/Acc. to IEC 62384/Acc. to CISPR 15/Acc. to IEC 61547/Acc. to FCC 47 part 15 class B/Acc. to IEC 61000-3-2/Acc. to IEC 61000-3-3
Approval marks – approval	CE / CQC

## Logistical data

Commodity code	850440829000
----------------	--------------

Wiring Diagram





Wiring diagram

Additional product information

- The driver withstands an input voltage of up to 350 Vac for a maximum of two hours. Shut down of output load might occur in case the supply voltage exceeds the declared input voltage range.
- The driver may increase the output current up to a maximum of 1.5 A in case the input voltage of the load is lower than the allowed minimum output voltage until the short circuit is removed or the correct load is connected. Make sure the system is safely operated, if this event might occur.
- In case the input voltage of the load exceeds the output voltage range of the driver, it automatically reduces the output current to keep the output voltage controlled to the maximum allowed output voltage.
- The driver automatically reduces the output current in case the maximum allowed output power is exceeded.
- Hot-plug of the load or external switching on the secondary side is not allowed.
- The protective earth (GNYE/PE wire, housing) has to be connected to the heat sink of the LED module to improve the capability of the system to withstand a surge and EMI in critical luminaires.
- Time to reach the set output current upon start-up is less than 2 s.
- The driver is intended for built-in use. The luminaire manufacturer is responsible to prevent direct exposure for example to sunlight, water, snow, ice.

Download Data

File	
	Brochures Technical Application Guide - 4DIMLT2 G2 CE LED drivers (EN)
	Certificates 664067_CB Certificate OT100-180-250P5

## Product datasheet



Declarations of conformity  
OT OUTDOOR P5 CE 3218662 121119



CAD data 3-dim  
730731\_CAD data OT 100

### Logistical Data

Product code	Product description	Packaging unit (Pieces/Unit)	Dimensions (length x width x height)	Volume	Gross weight
4052899259065	OT 100/120...277/700 P5	Shipping carton box 20	491 mm x 287 mm x 217 mm	30.58 dm <sup>3</sup>	14475.00 g

The mentioned product code describes the smallest quantity unit which can be ordered. One shipping unit can contain one or more single products. When placing an order, for the quantity please enter single or multiples of a shipping unit.

### Disclaimer

Subject to change without notice. Errors and omission excepted. Always make sure to use the most recent release.